


MINI2440

MINI2416-III

MINI9G45

MINI210-III

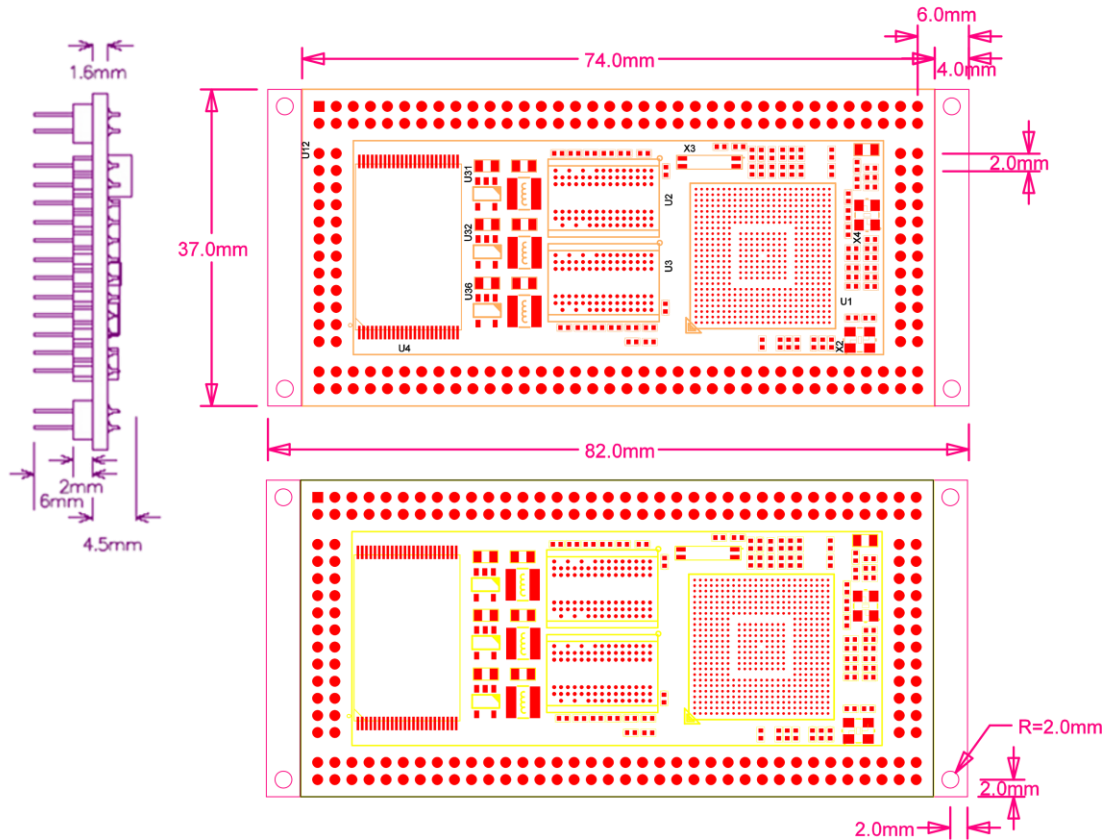
Interface Connection





1 PCB Dimension

Figure 1. PCB Dimension




2 Interface Connection

MINI2440 / MINI2416-III / MINI9G45 / MINI210-III use two 72P(2*36P) and two 24P(2*12P) 2.0mm pitch Pin Headers as the connectors. The male connector is on the CPU board, and the female connector is on the baseboard.

2.1 Pin Headers Specifications (male connector)

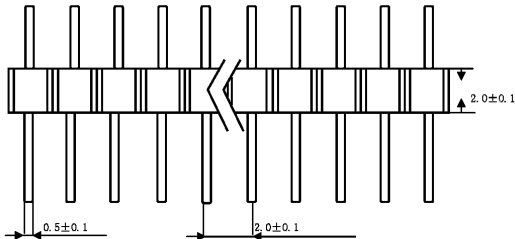
Figure 2. Pin Header (male connector)



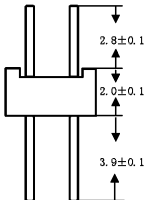
图一:



图二:



图三:



| MATERIAL (材质) | | 端子规格 | 制 图 | 单 位 | 比 例 | 日 期 | 浙江快利电子有限公司 |
|---------------|-----------------------|---------|------|-----|-----|-----------|--------------------|
| 主 体 | PE2.0环保 | | | MM | 1:1 | 2011.8.23 | |
| 端 子 | Brass 65 Gilded 0.8Au | 0.5*8.7 | CHEN | 审 查 | 核 准 | 品 名 | PH2.0*2.0 2*12/36P |
| 公差 | >10 ± 0.3 | | | | | | 180度 排针 |
| 分段 | <10 ± 0.2 | | | | | | |
| 视角 | <3 ± 0.1 | | | | | 料 号 | |

2.2 Female Header Specifications (female connector)

Figure 3. Female Header (female connector)

